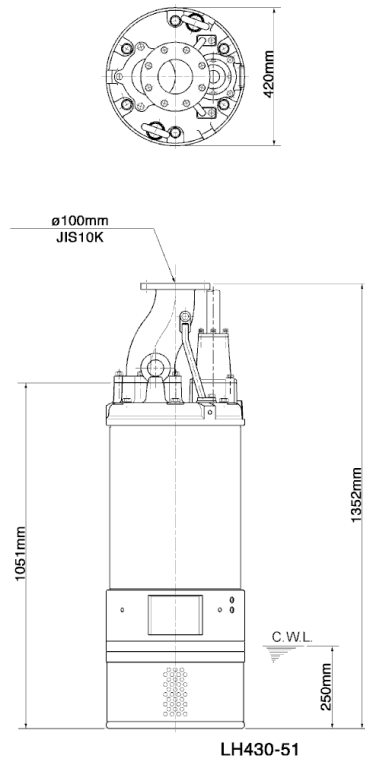
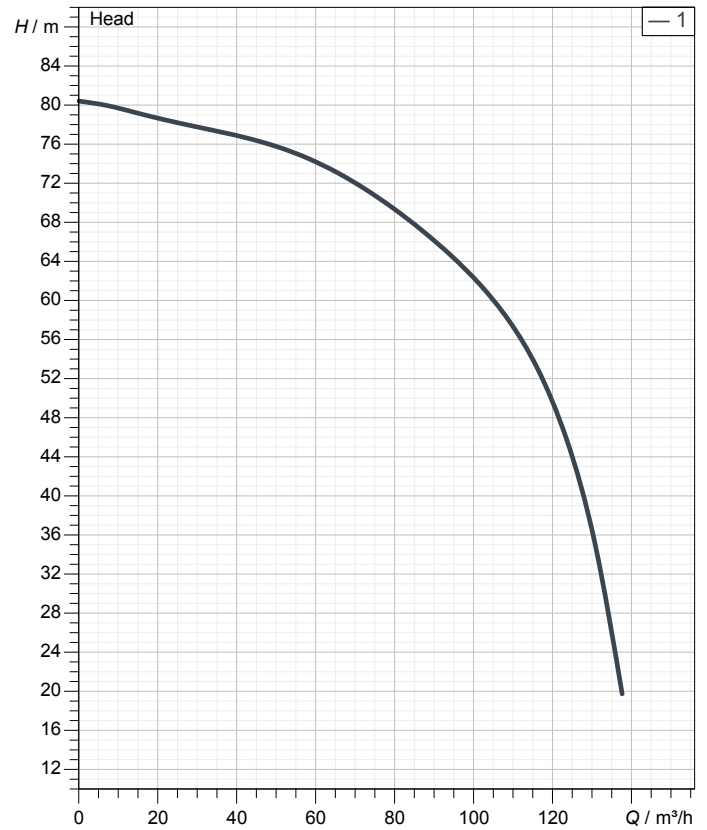


# Data sheet LH430-51



CWL: Continuous running water level



## Specification

Electric submersible pump LH-series  
 Degree of protection IP 68  
 Pressure resistance max. 30 m  
 Type of impeller Closed  
 Max. solid handling 6 mm  
 Suitable for:  
 rain water, ground water, sand water

## Electric motor

Dry-type submersible induction motor  
 Insulation class F 2Poles 2900 1/min  
 Starting mode Star-delta  
 Rated voltage 400 V 50 Hz 3~  
 Power uptake 35,38 kW  
 Rated power 30,00 kW  
 Rated current 55 A  
 Start current 390,0 A

## Cable

20m NSSHÖU 7Cx35mm² + 3x2,5mm²ST

## Motor Protection

Miniature protector in windings  
 (snap-action bi-metal device)

## Shaft seal

Double inside mechanical seal in oil bath  
 additional lubrication by oil lifting device  
 Primary seal  
 Silicon carbide on silicon carbide  
 Secondary seal  
 Silicon carbide on silicon carbide

## Bearings

Shielded ball bearings, maintenance-free

## Materials

Impeller	Chromium iron casting
Upper Pump casing	FCD45 (EN-GJS-450-10)
Lower Pump casing	FCD45 (EN-GJS-450-10)
Wear Ring	FC200 (EN-GJL-200)
Motor Frame	FC200 (EN-GJL-200)
Shaft	SUS420J2 (EN-X30Cr13)

## Discharge size

100mm JIS10K flange

## Weight

355 kg (dry weight of the pump only without cable)

# Performance curve

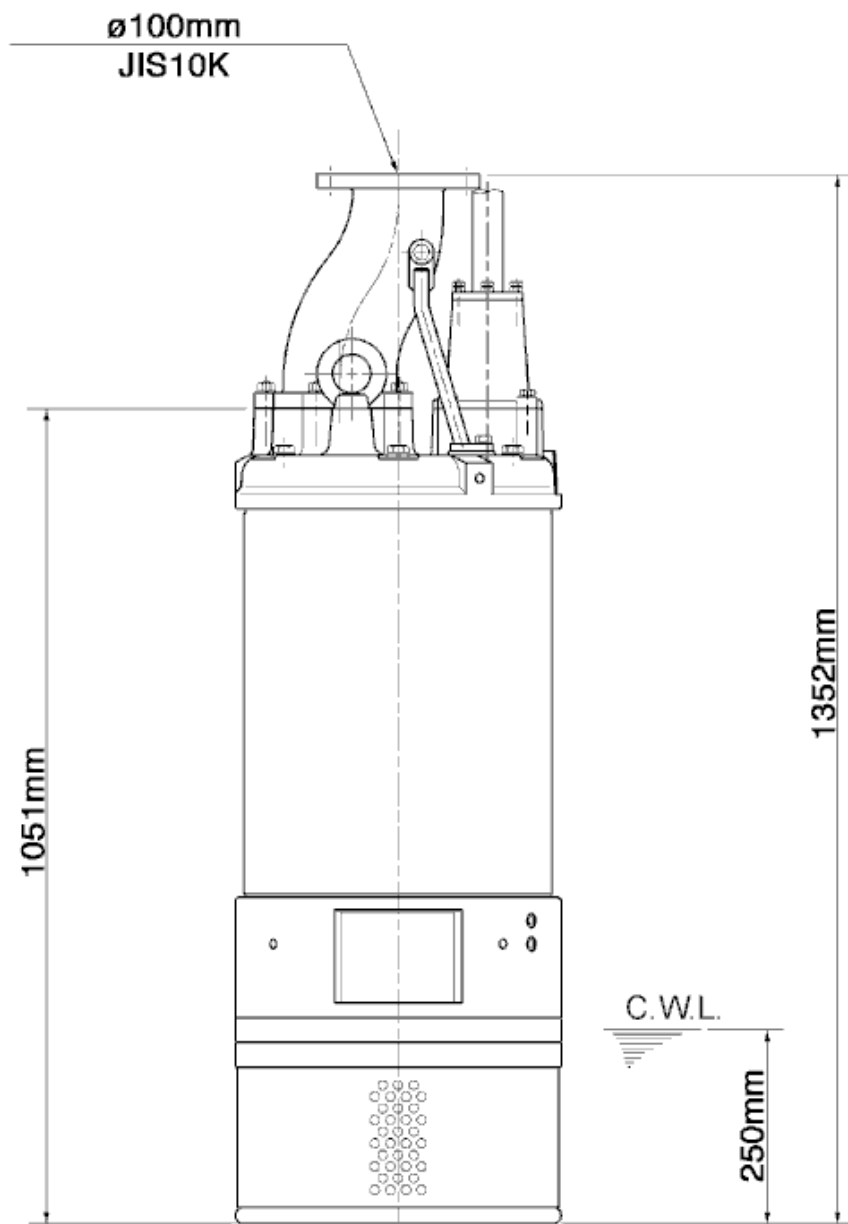
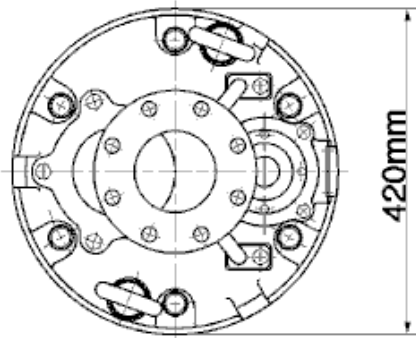
## LH430-51

Discharge port	4"
Head	80,4 m
Flow	137,7 m <sup>3</sup> /h
Rated power	30,00 kW
Power input	35,38 kW
Phases	3~
Voltages	400 V
Frequency	50 Hz
Rated current	55 A
Starting current	129,98 A
Number of poles	2
Speed	2900 1/min
Starting mode	Star-delta
Insulation class	F



# Dimensions

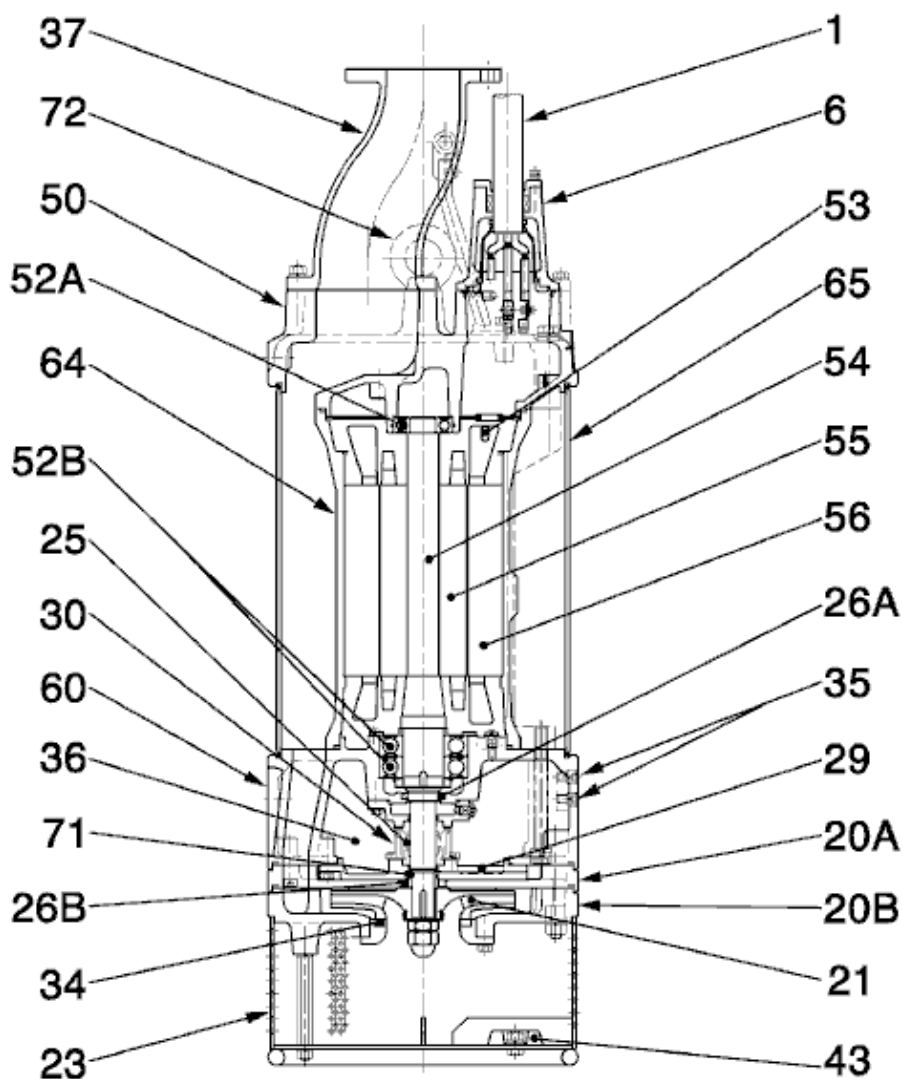
## LH430-51



LH430-51

CWL: Continuous running water level  
LWL: Lowest running water level

# Sectional drawing LH430-51



**LH430-51**

No.	Description	Remark	No.	Description	Remark
1	Cable	20m NSSHÖU	52A	Upper bearing	6307ZZC3
6	Stuffing box	FC200 (EN-GJL-200)	52B	Lower bearing	6311ZZD2C3
20A	Upper Pump casing	FCD45 (EN-GJS-450-10)	53	Miniature protector (3x)	.
20B	Lower Pump casing	FCD45 (EN-GJS-450-10)	54	Shaft	SUS420J2 (EN-X30Cr13)
21	Impeller	Chromium iron casting	55	Rotor	.
23	Strainer	Construction steel SS400	56	Stator	.
25	Mechanical seal	H-35T	60	Bearing Housing	FC200 (EN-GJL-200)
26A	Oil seal	SC40588	64	Motor Frame	FC200 (EN-GJL-200)
29	Oil casing	FC200 (EN-GJL-200)	65	Outer Cover	Construction steel SS400
30	Oil distributor	Plastic	71	Upper shaft protection sleeve	SUS403 (EN-X6Cr13)
34	Wear Ring	FC200 (EN-GJL-200)	72	Eye screw (2x)	SUS304 (EN-X5CrNi18-10)
35	Oil screw (2x)	SUS304 (EN-X5CrNi18-10)			
36	Lubricant	Turbine oil (ISO VG32)			
37	Discharge coupling	FCD700 (EN-GJS-700-2)			
43	Sacrificial anode (4x)	Aluminium alloy			
50	Motor cover	FC200 (EN-GJL-200)			