

## V.13. Installation of Submersible Contractors' Pumps

First attempt a start-up. If the pump does not start and the fuses are intact, proceed in the following way:

- invert the two points of the plug and attempt a re-start
- if the pump still does not start, acquire the help of an electrician to inspect the contacts and the power lines.

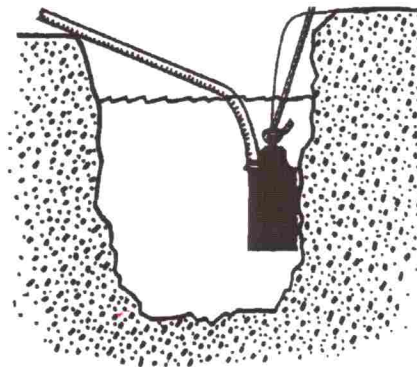
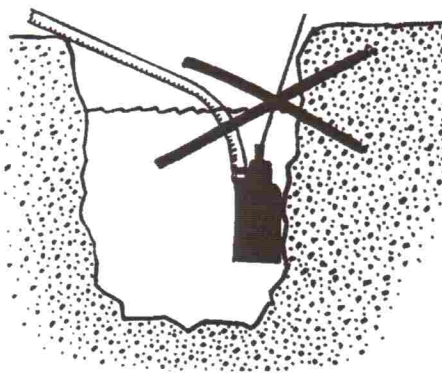
### Attention!

Before any transportation or installation, make sure the pump is not connected.

### Attention!

Never raise or lower the pump by means of the power cable.

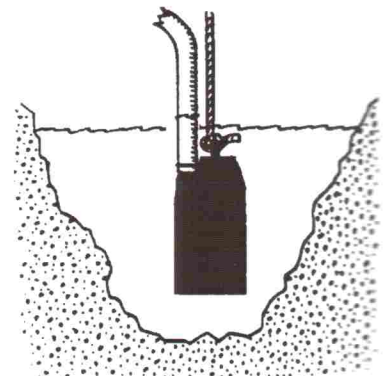
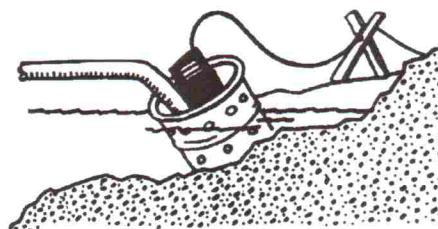
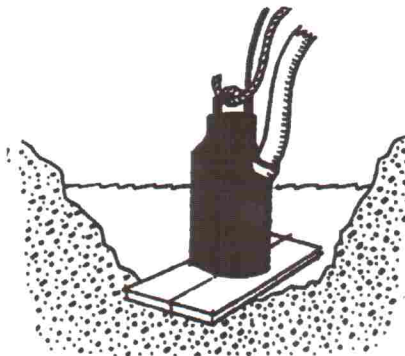
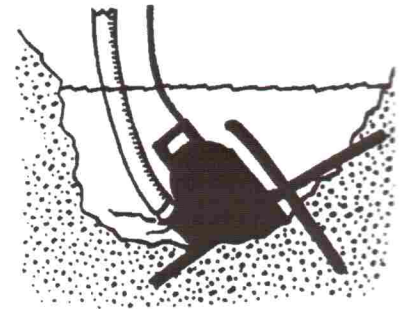
Before the pump is installed, a rope or cable must be attached to the pump handle, with which one can raise or lower the pump out or into the pump sump.



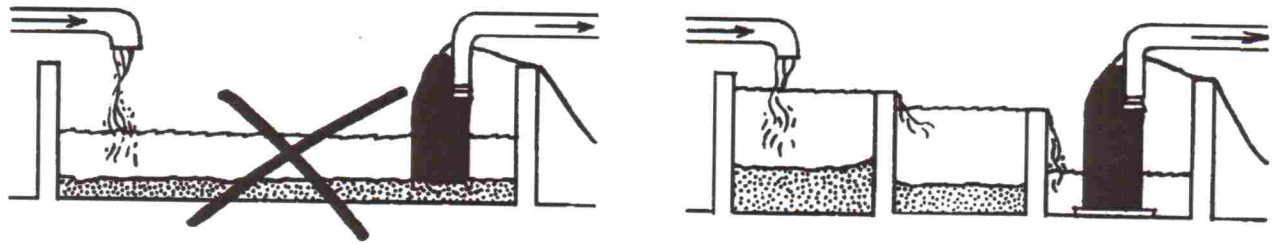
### Placement of the pump in the pump sump

To achieve a maximum delivery performance and to avoid unnecessary wear and tear, the pump should be placed using one of the following methods, so that it does not sink in the sand or clay.

- place the pump on two boards
- make a bed of coarse gravel to place the pump on
- place the pump in a perforated oil barrel
- let the pump hang free from a cable or chain

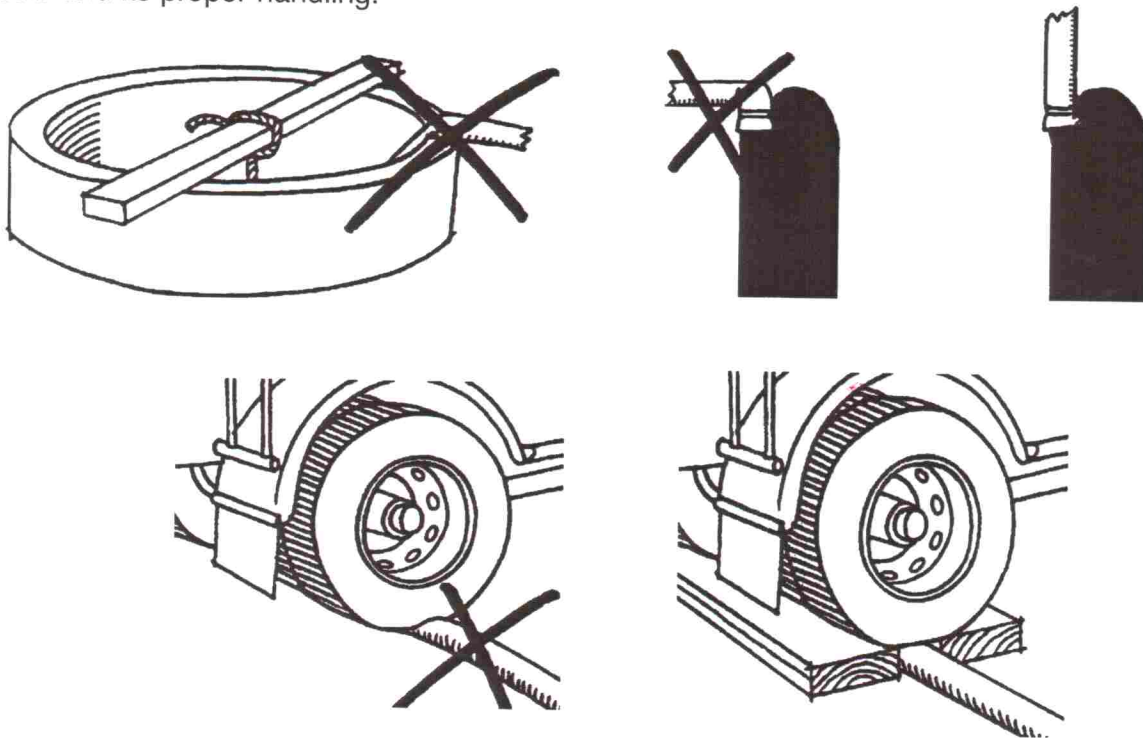


If the pump is to be placed in a stationary position and the medium to be conveyed is extremely soiled, it is recommendable to construct a sedimentation basin:



**Hose:**

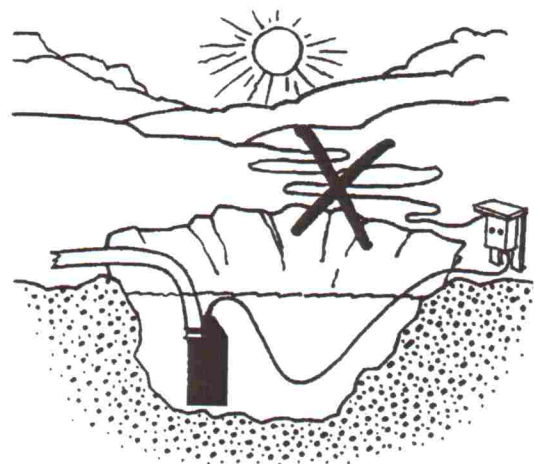
An essential requirement for the proper functioning of any pump is the utilization of the right cable and its proper handling.



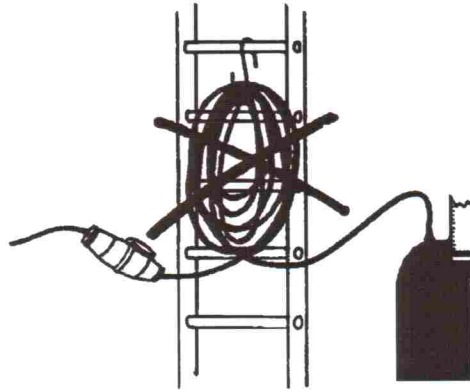
**Connecting cable and power supply**

An essential requirement for the proper functioning of any pump is the utilization of the right cable and its proper handling.

- If utilizing an extension cable observe the proper cable dimensions. The longer the cable, the larger the cross-section needed, if voltage loss is to be prevented.
- Strong exposure to sunlight may also result in voltage loss.
- If the power is provided by your own generator, it should be properly sized.



If the cable is very long, never wind it up in a roll, since this could lead to voltage loss.



The electrical equipment should always be handled carefully to avoid operation failures and accidents.

- Please observe that electrical plugs and sockets should never come in contact with water.
- Never place starting switches directly on the ground.

